

EUROWISE 955 BAJA FOG LIGHT POCKET INSTALL

PORSCHE CAYENNE 955

INSTALLATION INSTRUCTIONS

--ALWAYS PRACTICE SAFE PROCEDURES WHEN WORKING UNDER THE VEHICLE--

USE JACK STANDS AT ALL TIMES!



--PROFESSIONAL INSTALLATION HIGHLY SUGGESTED--



Save mounting screws and hardware for later use.




Insert the fog light into the housing and brackets



Screw in the side brackets with a 5/32 allen key.



Then the three top.



Reuse the factory bolts and you're good to go.
Now repeat the same process on the other side.



Next install supplied wiring harness adapter.

The harness will plug into the Baja designs light and then plug into your OEM harness. Before fully installing on the vehicle, You should plug in the light and test by turning car on and fog lights on.

If your lights do not come on then the harness is backwards. simply unplug on the OEM harness side and flip the connector 180 degrees